

NTX[®] srl

Via Mantova 59/C
I - 21017 Lonato del Garda (BS)
Tel +39 030 91 97 596
Fax +39 030 91 99 124
admin@ntx-int.com
www.ntx-int.com

Ohmmeter BO-03

DIGITAL AND AUTOMATIC OHMMETER

For professional control of the shooting circuit
open and underground use

with the exception of gassy environments and atmospheres ATEX

ENTRY TERMINALS

To be connected to the shooting circuit

TEST BUTTON

Press to evaluate correct operation
and the battery charge.



How to use

It turns on automatically when the shooting circuit is connected to the terminals input and switch off automatically when the circuit is disconnected.

The measured value is shown in the liquid crystal display. The full scale is even at 199.9Ω or 1999Ω , selected automatically (for measurement of electrical circuits with medium and high intensity detonators, class 2 and 4 of the European legislation).


Correct operation and accuracy of the instrument can be verified by pressing a control button that activates a precision resistor for a fixed measurement of 1000Ω .

Quick User Guide




1

Press and hold the TEST button to verify the operation of the instrument



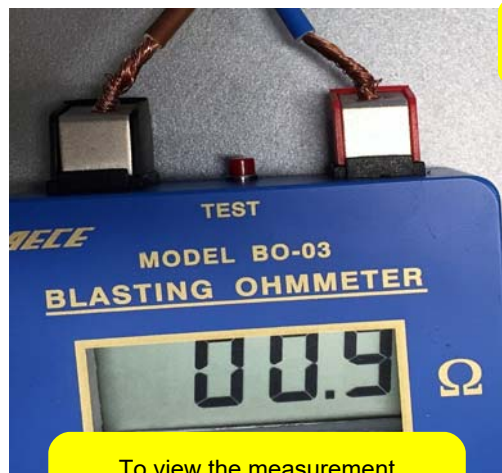
2

Press the two levers terminals to be able to connect the shooting line.



3

Connect the firing circuit at the two terminals



4

To view the measurement wait 2-3 seconds for the signal you stabilize